

ACTIVIDADES GO – NO GO

ACTIVIDAD 1


CUANDO SALGA UN NIÑO DIRÁS “NIÑA”


CUANDO SALGA UNA NIÑA DIRÁS “NIÑO”


EN EL RESTO DE DIBUJOS NO DIRÁS NADA


¡Vamos a hacer un ensayo!


Vamos allá...
















¿Preparado/a?


































iii BIEEEEN!!!

ACTIVIDAD 2


CUANDO SALGA UN PERRO DIRÁS “GATO”


CUANDO SALGA UN GATO DIRÁS “PERRO”


EL RESTO DE DIBUJOS LOS NOMBRARÁS CORRECTAMENTE


¡Vamos a hacer un ensayo!


Vamos allá...












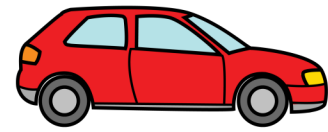



¿Preparado/a?





































iii GENIAL!!!